




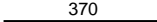
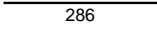

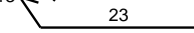

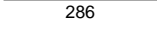



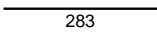


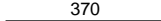

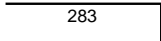
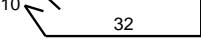

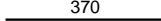

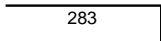
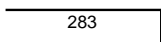


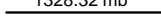
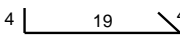
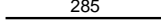



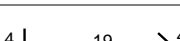
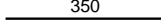
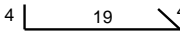





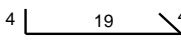
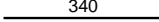

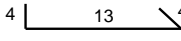
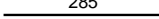



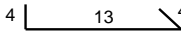

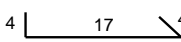


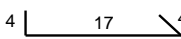
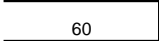


Opis: BUDOWA BUDYNKU MIESZKALNEGO WIELORODZINNEGO PRZY UL. TRAUOGUTTA W PYSKOWICACH.									
Treść rys.: Zbrojenie ścian i słupów poz. -0.12,+2.77, +5.66									
20.12.2024		SPECYFIKACJA DO RYSUNKU NR:			K-18			1 / 4	
ELEMENT	POZYCJA	SZKIC PRĘTA [cm]	Φ [mm]	Długość [cm]	Ilość "n" [szt.]		"n x l" [m]	Ciężar [kg]	Ciężar całk. [kg]
			0		I	na 1 el.			
1	2	3	5	6	7	8	9	10	11
szt. 12 Detail "K1"	4		16	285.0	2	24	68.4	108.0	Σ= 126.8
	12		12	177.0	1	12	21.2	18.9	
szt. 12 Detail "K2"	1		16	370.0	2	24	88.8	140.2	Σ= 140.2
szt. 6 Detail "K3"	1		16	370.0	4	24	88.8	140.2	Σ= 140.2
szt. 2 Detail "K4"	1		16	370.0	2	4	14.8	23.4	Σ= 75.3
	3		16	303.0	2	4	12.1	19.1	
	6		12	350.0	2	4	14.0	12.4	
	20		10	110.0	15	30	33.0	20.3	
szt. 2 Detail "K4.1"	3		16	303.0	4	8	24.2	38.3	Σ= 69.4
	9		12	303.0	2	4	12.1	10.8	
	20		10	110.0	15	30	33.0	20.3	
szt. 16 Słup "S1"	1		16	370.0	4	64	236.8	373.7	Σ= 426.3
	24		6	87.0	17	272	236.6	52.5	
szt. 8 Słup "S1.1"	2		16	340.0	4	32	108.8	171.7	Σ= 198.0
	24		6	87.0	17	136	118.3	26.3	
Created with Adelante Hachiko © 2024									

Obiekt: BUDOWA BUDYNKU MIESZKALNEGO WIELORODZINNEGO PRZY UL. TRAUGUTTA W PYSKOWICACH.								 PRACOWNIA KONSTRUKCYJNA	
Treść rys.: Zbrojenie ścian i słupów poz. -0.12,+2.77, +5.66									
20.12.2024		SPECYFIKACJA DO RYSUNKU NR:		K-18				2 / 4	
ELEMENT	POZYCJA	SZKIC PRĘTA [cm]	Φ [mm]	Długość [cm]	Ilość "n" [szt.]		"n x l" [m]	Ciężar [kg]	Ciężar całk. [kg]
			0		I	na 1 el.			
1	2	3	5	6	7	8	9	10	11
szt. 4	1		16	370.0	6	24	88.8	140.2	Σ= 158.1
Słup "S2"	23		6	119.0	17	68	80.9	18.0	
szt. 2	2		16	340.0	3	6	20.4	32.2	Σ= 41.2
Słup "S2.1"	23		6	119.0	17	34	40.5	9.0	
szt. 4	1		16	370.0	4	16	59.2	93.4	Σ= 164.0
Słup "S3"	5		12	370.0	4	16	59.2	52.6	
	23		6	119.0	17	68	80.9	18.0	
szt. 2	2		16	340.0	2	4	13.6	21.5	Σ= 42.0
Słup "S3.1"	8		12	325.0	2	4	13.0	11.5	
	23		6	119.0	17	34	40.5	9.0	
Ściana "Sc.4"	6		12	350.0	-	460	1610.0	1429.4	Σ= 2620.3
	16		12	1328.3 mb	-	-	1328.3	1179.3	
	25		4.5	27.0	-	344	92.9	11.6	
Ściana "Sc.4.1"	10		12	285.0	-	256	729.6	647.7	Σ= 1613.8
	14		12	137.0	-	128	175.4	155.7	
	16		12	740.9 mb	-	-	740.9	657.8	
	22		8	370.4 mb	-	-	370.4	146.2	
	25		4.5	27.0	-	192	51.8	6.5	
szt. 2	6		12	350.0	8	16	56.0	49.7	Σ= 59.2
Ściana "Sc.4.2"	21		10	7.0 mb	-	-	14.0	8.6	
	25		4.5	27.0	12	24	6.5	0.8	
Created with Adelante Hachiko © 2024									

Objekt: BUDOWA BUDYNKU MIESZKALNEGO WIELORODZINNEGO PRZY UL. TRAUGUTTA W PYSKOWICACH.									
Treść rys.: Zbrojenie ścian i słupów poz. -0.12,+2.77, +5.66									
20.12.2024		SPECYFIKACJA DO RYSUNKU NR:		K-18				3 / 4	
ELEMENT	POZYCJA	SZKIC PRĘTA [cm]	Φ [mm]	Długość [cm]	Ilość "n" [szt.]		"n x l" [m]	Ciężar [kg]	Ciężar całk. [kg]
			0		I	na 1 el.			
1	2	3	5	6	7	8	9	10	11
Ściana "Sc.4.3"	10		12	285.0	-	14	39.9	35.4	Σ= 62.3
	14		12	137.0	-	7	9.6	8.5	
	16		12	13.9 mb	-	-	13.9	12.3	
	22		8	13.9 mb	-	-	13.9	5.5	
	25		4.5	27.0	-	16	4.3	0.5	
Ściana "Sc.5"	17		10	340.0	-	248	843.2	519.9	Σ= 979.9
	21		10	738.6 mb	-	-	738.6	455.4	
	27		4.5	21.0	-	176	37.0	4.6	
Ściana "Sc.5.1"	18		10	285.0	-	118	336.3	207.3	Σ= 526.7
	19		10	111.0	-	59	65.5	40.4	
	21		10	339.9 mb	-	-	339.9	209.6	
	22		8	170.0 mb	-	-	170.0	67.1	
	27		4.5	21.0	-	88	18.5	2.3	
szt. 4	7	kształt wg rysunku	12	350.0	52	208	728.0	646.3	Σ= 818.9
Ściana "Sc1"	21		10	67.8 mb	-	-	271.0	167.1	
	26		4.5	25.0	44	176	44.0	5.5	
szt. 4	11	kształt wg rysunku	12	285.0	56	224	638.4	566.8	Σ= 891.3
Ściana "Sc1.1"	14		12	137.0	28	112	153.4	136.2	
	21		10	73.9 mb	-	-	295.7	182.3	
	26		4.5	25.0	48	192	48.0	6.0	
szt. 40	13		12	139.0	14	560	778.4	691.1	Σ= 691.1
Zbrojenie "D1"									
Created with Adelante Hachiko © 2024									

